


The Anatomy of a Golf Course: Exploring the Intricate Design and Features of a Masterpiece

The world of golf is an alluring one, beckoning players of all skill levels to immerse themselves in the serene landscapes and challenging greens of golf courses. Behind the seemingly simple façade of a golf course lies a complex tapestry of design elements and features that contribute to its unique character and playability. This guide will delve into the intricacies of a golf course, exploring the various components that come together to create a masterpiece of athleticism and aesthetics.

The Greens: A Haven of Precision

The greens are the most iconic feature of any golf course, serving as the ultimate destination for each hole. They are meticulously maintained to provide a smooth, consistent surface that rewards precise shots. The size and shape of greens vary greatly, from small and undulating to large and flat. Some greens are protected by bunkers or water hazards, adding an element of challenge and strategy to the game.



The Anatomy of a Golf Course: The Art of Golf

Architecture by Tom Doak

★★★★☆ 4.6 out of 5

Language : English
File size : 18393 KB
Text-to-Speech : Enabled
Screen Reader : Supported
Enhanced typesetting : Enabled
Word Wise : Enabled
Print length : 288 pages

FREE

DOWNLOAD E-BOOK



The Fairways: A Path of Precision

Fairways are the corridors of a golf course, leading from the tee box to the greens. They are typically mowed to a shorter height than the rough, providing a more favorable surface for shots. Fairways can be straight or curved, wide or narrow, and may feature hazards such as bunkers, water, or trees. The design of the fairways influences the strategy and shot selection required to navigate the course successfully.



Fairways offer a path of precision, guiding players towards the greens.

The Rough: A Test of Skill

The rough is the untamed wilderness of a golf course, characterized by long grass and uneven terrain. It lies adjacent to the fairways and greens, posing a significant challenge to players who stray from the intended path. The rough requires more skill and finesse to play from, as shots are more likely to be deflected or slowed down. The strategic placement of rough can influence the risk and reward associated with certain shots.



The Bunkers: A Strategic Hazard

Bunkers are strategically placed depressions filled with sand, serving as obstacles that test a player's ability to execute precise shots. They can be located in the middle of fairways, near greens, or even in front of tee boxes. Bunkers add an element of challenge and variety to the game, as players must adjust their shots to avoid landing in or escaping from them.



Bunkers require skillful play to navigate, adding an element of challenge to the course.


The Water Hazards: A Natural Obstacle

Water hazards are natural or man-made bodies of water that pose challenges to golfers. They can range from small ponds to expansive lakes and rivers. Water hazards can force players to alter their shot selection, or even abandon their plans altogether. The presence of water hazards adds an element of excitement and strategy to the game, as players must carefully weigh the risks and rewards of their shots.



The Out of Bounds: The Forbidden Zone

Out of bounds areas are marked by white stakes or lines and represent areas where golfers are penalized for hitting their ball. They can include roads, houses, parking lots, or other restricted areas. Out of bounds areas add an element of consequence to the game, as players must exercise caution when approaching them. The placement of out of bounds can influence the strategy and risk-taking decisions of golfers.




Out of bounds areas add an element of consequence to the game, preventing players from straying too far from the intended playing area.

The Tees: A Starting Point

Tees are the starting points of each hole on a golf course. They are typically elevated platforms that provide a level and stable surface for players to hit their first shot. Tees come in various shapes and sizes, from small, square boxes to large, tee-shaped structures. The location and

elevation of tees can significantly impact the strategy and shot selection required for the following hole.



The Anatomy of a Golf Course: The Art of Golf Architecture by Tom Doak


★★★★☆ 4.6 out of 5

Language : English
File size : 18393 KB
Text-to-Speech : Enabled
Screen Reader : Supported
Enhanced typesetting : Enabled
Word Wise : Enabled
Print length : 288 pages

FREE


DOWNLOAD E-BOOK





The Story of Champion Bronc Rider Bill Smith: A Legacy of Grit and Glory in the Wild West

In the annals of rodeo history, the name Bill Smith stands tall as one of the most celebrated bronc riders of all time. His extraordinary skill, unwavering...



Amazing Real Life Stories In The News

The news is often filled with stories of tragedy and despair, but there are also countless stories of hope, resilience, and heroism. Here are just a...