


Making Birdhouses: Easy and Advanced Projects for Woodworkers of All Levels

Birdhouses are a great way to attract birds to your yard and add a touch of rustic charm to your outdoor space. Whether you're a beginner or an experienced woodworker, there's a birdhouse project that's perfect for you. In this article, we'll provide you with everything you need to know to build your own birdhouse, from choosing the right materials to assembling the house and finishing it off with a protective coating. We'll also provide you with some tips and tricks for attracting birds to your birdhouse once it's finished.



Making Birdhouses: Easy and Advanced Projects

(Dover Woodworking) by Gladstone Califf

★★★★☆ 4.1 out of 5

Language : English
File size : 29175 KB
Text-to-Speech : Enabled
Screen Reader : Supported
Enhanced typesetting: Enabled
Print length : 82 pages
Lending : Enabled



Choosing the Right Materials

The first step in building a birdhouse is choosing the right materials. The best materials for birdhouses are those that are durable and weather-resistant. Some good options include cedar, redwood, and cypress. You

can also use treated pine, but it's important to make sure that the wood is properly sealed to prevent it from rotting.

In addition to the wood, you'll also need some other materials to build your birdhouse, including:

- Nails or screws
- Wood glue
- A saw
- A drill
- A hammer or nail gun
- A paintbrush or sprayer
- Paint or stain (optional)

Assembling the Birdhouse

Once you have all of your materials, you can begin assembling the birdhouse. The first step is to cut the wood to the desired size. The size of the birdhouse will depend on the type of bird you want to attract. For example, a small birdhouse is suitable for wrens and chickadees, while a larger birdhouse is necessary for bluebirds and woodpeckers.

Once you have cut the wood to the desired size, you can begin assembling the birdhouse. The most common way to assemble a birdhouse is to use nails or screws. However, you can also use wood glue to create a stronger bond. If you are using nails or screws, be sure to countersink the nails or screws so that they do not protrude from the inside of the birdhouse.

Once the birdhouse is assembled, you can add a few finishing touches. For example, you can paint or stain the birdhouse to give it a more finished look. You can also add a perch to the front of the birdhouse so that the birds have a place to land.

Attracting Birds to Your Birdhouse

Once your birdhouse is finished, you can place it in your yard and wait for the birds to come. There are a few things you can do to attract birds to your birdhouse, including:

- Choose a location that is sheltered from the wind and rain.
- Place the birdhouse in a tree or on a post about 5 feet off the ground.
- Add some nesting material to the birdhouse, such as straw, leaves, or feathers.
- Keep the birdhouse clean and free of debris.

With a little patience, you're sure to attract birds to your birdhouse and enjoy the beauty of nature in your own backyard.

Easy Birdhouse Projects

If you're a beginner woodworker, there are a few easy birdhouse projects that you can try. These projects are simple to assemble and require minimal tools and materials.

One easy birdhouse project is the basic birdhouse. This birdhouse is made from a single piece of wood that is cut into the shape of a house. The roof is then attached to the sides of the house, and a hole is drilled in the front for the entrance.

Another easy birdhouse project is the lean-to birdhouse. This birdhouse is made from two pieces of wood that are attached to each other at an angle. The roof is then attached to the sides of the house, and a hole is drilled in the front for the entrance.

Both of these birdhouse projects are simple to assemble and require minimal tools and materials. They're a great way to get started with woodworking and attract birds to your yard.

Advanced Birdhouse Projects


If you're an experienced woodworker, you may want to try a more advanced birdhouse project. These projects are more complex to assemble and require more tools and materials. However, they can also be more rewarding, and they can create a beautiful addition to your yard.

One advanced birdhouse project is the birdhouse with a peaked roof. This birdhouse is made from several pieces of wood that are cut and assembled to create a peaked roof. The roof is then covered with shingles or other roofing material.

Another advanced birdhouse project is the birdhouse with a cupola. This birdhouse is made from several pieces of wood that are cut and assembled to create a cupola on top of the roof. The cupola is a decorative feature that adds a touch of elegance to the birdhouse.

Both of these birdhouse projects are more complex to assemble than the easy birdhouse projects, but they can also be more rewarding. They're a great way to challenge yourself and create a beautiful addition to your yard.

Birdhouses are a great way to attract birds to your yard and add a touch of rustic charm to your outdoor space. Whether you're a beginner or an experienced woodworker, there's a birdhouse project that's perfect for you. In this article, we've provided you with everything you need to know to build your own birdhouse, from choosing the right materials to assembling the house and finishing it off with a protective coating. We've also provided you with some tips and tricks for attracting birds to your birdhouse once it's finished. So what are you waiting for? Get started on your own birdhouse project today!



Making Birdhouses: Easy and Advanced Projects

(Dover Woodworking) by Gladstone Califf


★★★★☆ 4.1 out of 5

Language : English
File size : 29175 KB
Text-to-Speech : Enabled
Screen Reader : Supported
Enhanced typesetting : Enabled
Print length : 82 pages
Lending : Enabled

FREE


DOWNLOAD E-BOOK





The Story of Champion Bronc Rider Bill Smith: A Legacy of Grit and Glory in the Wild West

In the annals of rodeo history, the name Bill Smith stands tall as one of the most celebrated bronc riders of all time. His extraordinary skill, unwavering...



Amazing Real Life Stories In The News

The news is often filled with stories of tragedy and despair, but there are also countless stories of hope, resilience, and heroism. Here are just a...