


How to Teach IELTS Writing: A Comprehensive Guide for Educators



How to Teach IELTS Writing by Fatime Losonci

★★★★☆ 4.5 out of 5

Language	: English
File size	: 20952 KB
Text-to-Speech	: Enabled
Screen Reader	: Supported
Enhanced typesetting	: Enabled
Print length	: 270 pages
Lending	: Enabled



The International English Language Testing System (IELTS) is a widely accepted English proficiency test required by many institutions and organizations around the world. Writing is one of the four components of the IELTS test, and it is essential for candidates to perform well in this section in order to achieve their desired overall score.

Teaching IELTS writing can be challenging, but it can also be rewarding. By following the tips and techniques outlined in this guide, you can help your students improve their writing skills and achieve their IELTS writing goals.

Understanding the IELTS Writing Test

The IELTS writing test consists of two tasks:

1. **Task 1:** In Task 1, candidates are required to write a short report or a letter in response to a given question or prompt. They are required to

demonstrate their ability to extract relevant information from a given source (e.g., a graph, a diagram, or a table) and present it clearly and concisely.

2. **Task 2:** In Task 2, candidates are required to write an essay in response to a given topic. They are required to demonstrate their ability to develop a clear and coherent argument, support their ideas with evidence, and use appropriate language and grammar.

Both Task 1 and Task 2 are assessed on a scale of 0 to 9, with 9 being the highest score. The overall IELTS writing score is the average of the two task scores.

Teaching IELTS Writing Strategies

There are a number of strategies that you can teach your students to help them improve their IELTS writing skills. These include:

1. **Brainstorming:** Encourage your students to brainstorm ideas before they start writing. This will help them to develop a clear and coherent structure for their essay or report.
2. **Outlining:** Teach your students how to create an outline before they start writing. This will help them to organize their thoughts and ideas in a logical way.
3. **Thesis statements:** Help your students to develop strong thesis statements for their essays. A thesis statement should be a clear and concise statement of the main argument or claim of the essay.
4. **Topic sentences:** Teach your students how to write effective topic sentences for each paragraph of their essay or report. A topic sentence

should be a clear and concise statement of the main idea of the paragraph.

5. **Supporting evidence:** Encourage your students to use specific examples, details, and evidence to support their claims and arguments.
6. **Transitions:** Teach your students how to use transitions to connect the different parts of their essay or report. Transitions help to make the writing flow smoothly and logically.
7. **Proofreading:** Encourage your students to proofread their work carefully before submitting it. This will help them to identify and correct any errors in grammar, spelling, or punctuation.

Teaching IELTS Writing Techniques

In addition to teaching your students general writing strategies, you can also teach them specific writing techniques that are particularly useful for the IELTS test. These include:

1. **Paraphrasing:** Teach your students how to paraphrase information from the given source in Task 1. This will help them to avoid plagiarism and demonstrate their ability to understand and restate information in their own words.
2. **Summarizing:** Teach your students how to summarize information from the given source in Task 1. This will help them to condense the information into a clear and concise report.
3. **Argumentation:** Teach your students how to develop and support an argument in Task 2. This will help them to demonstrate their ability to think critically and to present their ideas in a persuasive manner.

4. **Academic vocabulary:** Encourage your students to use a wide range of academic vocabulary in their writing. This will help them to demonstrate their knowledge of English and to make their writing more sophisticated.
5. **Formal style:** Teach your students to use a formal style of writing in both Task 1 and Task 2. This means using standard English grammar and avoiding informal language or slang.

Assessing IELTS Writing

It is important to assess your students' IELTS writing regularly to track their progress and identify areas for improvement. You can assess their writing using the following criteria:


- Task achievement
- Coherence and cohesion
- Lexical resource
- Grammatical range and accuracy

You can use the IELTS writing assessment rubric to help you assess your students' work. The rubric provides detailed descriptions of each assessment criterion and the corresponding score range.

Teaching IELTS writing can be a challenging but rewarding experience. By following the tips and techniques outlined in this guide, you can help your students improve their writing skills and achieve their IELTS writing goals.

Remember to be patient and supportive of your students throughout the learning process. With hard work and dedication, they can achieve success


in the IELTS writing test.



How to Teach IELTS Writing by Fatime Losonci


★★★★☆ 4.5 out of 5

Language : English
File size : 20952 KB
Text-to-Speech : Enabled
Screen Reader : Supported
Enhanced typesetting : Enabled
Print length : 270 pages
Lending : Enabled



The Story of Champion Bronc Rider Bill Smith: A Legacy of Grit and Glory in the Wild West

In the annals of rodeo history, the name Bill Smith stands tall as one of the most celebrated bronc riders of all time. His extraordinary skill, unwavering...



Amazing Real Life Stories In The News

The news is often filled with stories of tragedy and despair, but there are also countless stories of hope, resilience, and heroism. Here are just a...

